



# *The Orchidist*

*April 2009 - Volume 5 - Number 15*

*Published by the South Florida Orchid Society*

## **South Florida Orchid Society Orchid Auction**

South Florida Orchid Society presents our Annual Orchid Auction.

We have orchids from all over the world

**Wednesday, April 15, 2007**

**Preview 7:30 PM**

**Auction begins at 8:00 PM**

Visa & MasterCard accepted

**Conducted by Sunset Auction Company  
at the Fire Fighters' Memorial Building  
8000 NW 21 St., Miami, FL 33122**

For more information call (305-255-3656)

**\*\*All members are requested to bring plants or orchid related items  
to donate to the Annual Auction. \*\***

## APRIL PRESIDENT'S MESSAGE

We finally made it to Spring! We optimistically removed the roll down plastic sides from the shade houses last week. Of course we now are faced with the orchids begging to be repotted... and as you repot and divide your collection, consider donating some plants to our annual auction coming up April 15. We also welcome orchid related items. If you can't make the auction but would like to donate plants, please contact me or Carol De Biase to arrange for pick up. For you new members who have not experienced our auction, you will have a great time! We have a professional auctioneer and you will have the opportunity to bid on some beautiful and often unusual orchids, many of which have been donated by vendors from our show.

At our March meeting we were delighted to welcome a number of our 92 new members who joined at our show and we hope more new members will come to our monthly meetings. New membership packets will be available at the April meeting.

Redland Middle School is creating a butterfly garden and needs donations of butterfly-attracting plants. In addition, they are looking for someone to give a talk on orchids and bromeliads, so if you would like to help, please contact SFOS Secretary, Ellen Hanson, at 305-255-3656.

Marlene Clark will again be taking orders for SFOS polo shirts with our gorgeous logo embroidered on the front. She has many colors available in both men's and women's sizes for \$20. And don't forget to sign up for the bus trip to the Sarasota area including Selby Botanical Garden on Saturday, May 30 – Marlene's bus trips are the best! Happy Spring!

Sandy



## APRIL PROGRAM

Join us for our Annual Auction April 15th.

April at South Florida Orchid Society is AUCTION TIME! Instead of a regular meeting, we offer you a wonderful opportunity to purchase fabulous plants from supporting donors at unbelievable prices. Since this night happens only once a year, the first thing to do is to remind you of the changes from the normal meeting:

There will be no ribbon or medal judging. Any plant that you bring in will be auctioned.

The Society will have refreshments. We will not break for refreshments as is usual, but you may get up anytime during the auction to refresh yourself.

If this is your first time at an auction, the first thing you need to do to pick up a numbered plate as you enter. When you bid hold up your plate in the air. If you are the high bidder, a runner will bring you your winning plant. Before leaving go to the front of the room to get your bill and then bring it to the back where you entered and pay the cashier with cash, check or visa/mc.

We've collected wonderful donations from various show vendors and more are coming in. If you'd like to donate plants, please contact me at 786-385-2616.

Once again professional auctioneer, Bryan Kinsley, of Sunset Auction Co, will conduct our auction. It promises to be an entertaining evening of fun.

Support your society and build your orchid collection by bringing your friends, neighbors and checkbooks.

Carol



Sandi Jones  
Tom Wells

**BROWARD ORCHID SUPPLY, INC.**  
ORCHID SUPPLIES FOR ALL YOUR GROWING NEEDS  
CUSTOM ORCHID RACKS & BENCHES  
ORCHID REPOTTING & SITTING

954-925-2021 phone/fax  
browardorchidsupply@comcast.net  
www.browardorchidsupply.com

2411 Garfield Street  
Hollywood, FL 33020

## ORCHID GROWING TIPS #15

*By Susan Taylor - BellaOnline*

### **Ground cinnamon paste for wounds**

Use a paste made of ground cinnamon and a common household glue, such as Elmer's, to cover and protect wounds on plants so that they will not become infected with fungi. This remedy is for badly damaged plants that you truly want to save after being damaged. The glue will form a protective barrier and the cinnamon acts as a fungicide.

### **All purpose cinnamon spray**

Cinnamon can also be used in spray formula. Made a mixture of 30 ml of ground cinnamon with 500 ml of alcohol and mix it well. Allow the alcohol mix to steep overnight and then filter to remove the sediment. A coffee filter will do this admirably. Mix 250 ml of the resulting liquid with a liter of water and 10 ml of liquid detergent. Use this as a spray for insects as well as a fungicide.

### **Always follow the instructions on insecticides**

Protect yourself and your plants when applying any kind of product. Some of these products are poisonous to humans or pets as well as to the pests you're trying to kill. Be especially careful if there are children around and only apply when they are not going to be in the vicinity. It is a good idea to wear protective gloves such as the latex gloves for dishwashing while applying insecticides even if the directions don't call for them.

### **Always throw away old potting materials**

When repotting, always maintain a clear distinction between old and new potting materials. Throw away any old potting

medium which may contain pests or eggs of pests. One good idea is to spread out old newspaper and fold up and dispose of old medium after it is removed as well as the top layers of paper. You will then have a good sterile environment to put the next plant on. Dip plants in insecticide as well as fungicide before repotting in clean medium and pots.

### **When you cannot spray plants**

An interesting idea I came across the other day was instead of spraying plants, take a plant with insect problems and tie it up in a plastic bag with a new dog or cat flea collar. Leave unsealed in the shade for a day to kill insects.

### **To get rid of fungus gnats**

To get rid of those annoying little fungus gnats put one of those mosquito larvae killing wafers in water in a bucket. Use this water for your normal watering. The insecticide in the water will take care of the larvae of the gnats which eat decaying matter in the medium.

### **Rotate Vandas and sympodials**

In order to get your Vandas and Ascocendas to grow upward rather than to one side, rotate them a half turn once a month. This will encourage nice upright growth as well as give the inflorescence a nice presentation.

### **Color Coded Spray Bottles**

Use different colored spray bottles for different kinds of sprays—one for plain water, one for fungicide, one for an insecticide, etc. Using different colors makes it more difficult to spray with the wrong thing. Most garden centers today offer different shape, size and color bottles.

## ORCHIS

Is a genus in the orchid family (Orchidaceae). This genus gets its name from the Greek ὄρχις orchis, meaning “testicle”, from the appearance of subterranean tuberooids.

This genus occurs mainly in Europe, NW Africa, and it stretches as far Tibet, Mongolia, China and Japan.

These terrestrial orchids have tubers instead of pseudobulbs. They are extremely diverse in appearance. They produce an erect stem. The inflorescence is a cylindrical to globular spike 5 - 15 cm long with yellow, red to purple flowers. They start flowering at the base, slowly progressing upwards, except the Monkey orchid (*Orchis simia*) that flowers in reverse order.

The original genus *Orchis* used to contain more than 1,300 names. Since it was polyphyletic, it has been divided by Pridgeon et al., into several new genera (see Reference): *Ponerorchis*, *Schizodium*, *Steveniella*

### MEMBERSHIP INFORMATION

If you move and have a change of address, phone number or email, please let Ellen know at the SFOS office (305-255-3656).

Coming to a meeting! Bring friends and family, get them to join and receive a free orchid seedling.

Don't forget The South Florida Orchid Society Culture book written for growing orchids in this part of the country. The member price is \$15.00

See you all at the next meeting, April 15th.

I would like to extend my sincerest thanks to Bill and Carol Peters of Whimsy Orchids, located in Homestead, Florida, for prolonging the blooming period of the “Lynn Gaine” *Cattleya* orchids (x 3), on behalf of myself and my father, Brian Gaine (deceased), president of the South Florida Orchid Society from 1975-1976. The wedding ceremony and celebration were magical tributes to my father, with orchids as the theme, and additional, various species and accents throughout the reception. The Gaine family was additionally honored by the attendance of my late father's closest friend, George Vazquez, of Zuma Canyon Orchids, located in California...

Norma, Dick, Dick, Mark, Warren Kelly... we know he misses you so. We certainly do...

Should anyone happen upon a “Gaine” orchid in your extensive travels, please contact me, Jennifer / Jennie Lynn / Jena Gaine, and / or Michael (Scott) Gaine / Thomas (Toby) Gaine, as we would be thrilled to locate one of the very few clues linked to our painfully absent father. The majority of which were swept away by severe, South Florida hurricanes. ‘Though his creations may be gone, those who remember will never forget him.

Thank you all in advance for your time and effort. You have no idea how much this means to my brothers and I...

Warmest Regards,

Jena Gaine Hale

Jena [litljbird@aol.com](mailto:litljbird@aol.com)  
305.586.4497

Toby [djtobiwan@gmail.com](mailto:djtobiwan@gmail.com)  
415-847-0887


Michael [michael.s.gaine@gmail.com](mailto:michael.s.gaine@gmail.com),  
305-321-2434



## MUSTARD! NEXT BIOFUMIGANT?

Reprinted from the FLOS Newsletter

The USDA's Agricultural Research Service scientists are studying the effectiveness of mustard, (Brassica) species as a biofumigant to control both weeds and other pests. In greenhouse studied on potted irises, a fumigant made of mustard extracts reduced weed and reduced nematode populations by 70-80% without harming the test plants. Scientists attribute the success of the fumigant to isothiocyanthes, a chemical produced by mustard plants that make surrounding soil toxic to pests and competing plants.



**NORMAN'S**  
*Orchids*

Norman Fang

Tel: 909.627.9515 Fax: 909.627.3889  
11039 Monte Vista Ave., Montclair CA 91763  
Visit us at [www.orchids.com](http://www.orchids.com)



**Carib**  
**Plants, Inc.**

GROWERS OF FINE PHALAEOPSIS  
AND OTHER GENERA

Robert & Diana Randall

Phone: (305) 245-5565  
Fax: (305) 245-5113  
E-Mail: [caribplants@worldnet.att.net](mailto:caribplants@worldnet.att.net)

26505 S.W. 203 AVE. • HOMESTEAD, FLORIDA 33031-2109

## DID YOU KNOW?

Orchids can handle temperatures from, freezing to 100 degrees.

There are approximately 34,000 species of orchids making this the largest family of all blooming plants.

## PHOTO CONTEST WINNERS!

### The winners are:

#### Portrait

First - Judith Frederich

Second - Duke - Deerfield Beach

Third - Judith Frederich

#### In Situ

First - Michael Licea

Second - Susana Castillo

Third - Beti Duke

#### Fantasy

First - Terry Bottom

Second - Duke- Deerfield beach

Third - Duke- Deerfield beach

## WORLD'S WORST SMELLING ORCHID

The worst smelling orchid is *Bulbophyllum phalaenopsis* (be sure to click on the "plant" link to get an idea of the size of this orchid). We picked this particular *Bulbophyllum* due to the sheer size of the plant and flower and therefore the amount of scent it produces. Many other *Bulbophyllums* produce the same carrion scent as this one, but are much smaller. Native to New Guinea, the pollinator is a fly which is attracted by the unpleasant odor. Last year, I found a live webcam of an opening flower -- the grower couldn't stand the smell but wanted to see the flowers opening!



**MICKEY'S ORCHIDS**

Specializing In Frequent Bloomers  
Gift Certificates & Arrangements Available

315 SW 23rd Street  
Fort Lauderdale, FL 33315

**954 523-8867**

Open Wednesday Thru Sunday  
Noon to 5 P.M. or by Appointment  
Closed Mondays and Tuesdays

[www.MickeysOrchids.com](http://www.MickeysOrchids.com)



Put a greeting or an announcement in the newsletter. The cost is \$20.00 for a business card size.



**Bill & Carol Peters**  
 [305] 242-1333  
 whimsy@bellsouth.net  
 18755 S.W. 248 Street  
 Homestead FL 33031

**NEW MEMBERS MADE WELCOME**

Remember you were a new member not to long ago. As our new members arrive and come to our meetings, please make them welcome with a friendly face and kind words.

**WORLD'S TALLEST ORCHID**

The tallest freestanding orchid is *Sobralia altissima* from the high forests of Peru. It is reported to grow up to 44 feet or 13.5 meters high in optimum conditions. The bright reddish-purple flowers are up to 6 inches or 15 centimeters across and are displayed in spectacular groups of up to 8 flowers per stem.



**Rolf & Linda Wilhelm**  
 Hybridizers & Growers  
 of  
 Top Quality Orchids  
 www.woodlandorchids.com

---

**WOODLAND ORCHIDS**  
 1816 Hart Road  
 Charlotte, NC 28214

**704-393-1740**

**NEW SLATE OF OFFICERS**

The nominating committee under the direction of Sally Taylor as Chairman, Carol De Biase and Michael O’Dea as participating members propose the following slate of new Officers and Directors whose term will expire in 2012.

- |                    |                 |
|--------------------|-----------------|
| President          | Judy Mezey      |
| 1st Vice President | Sally Taylor    |
| 2nd Vice President | Carol De Biase  |
| Secretary          | Maria Wood      |
| Treasurer          | Dorothy Bennett |


- Director’s Term Expiring 2012  
 Marlene Clark  
 Ralph Hernandez  
 Javier Morejon

Respectfully submitted,  
 Sally Taylor

**ORCHID PRONUNCIATION**

- |              |                               |
|--------------|-------------------------------|
| Ada          | AY-da                         |
| Ascocentrum  | as-koe-SEN-trum               |
| Chiloschista | k y e - l o w - S H I S - t a |
| Dendrochilum | den-droe-KYE-lum              |
| Eria         | EAR-ee-ah                     |
| Gomesa       | go-MEZ-ah                     |
| Laelia       | LAY-lee-ah                    |
| Oncidium     | on-SID-ee-um                  |

Award Quality Orchids



Specializing in CATTLEYAS & VANDACEOUS  
 AND OTHER GENERA

- Repotting and all Culture needs

17850 S. W. 50th Court  
 Ft. Lauderdale, Florida 33331  
 (West of I-75 on Griffin Road to 178th Ave.)

John Allison, Jr.  
 ☎ 954 • 680-2265

## RECIPIES

### Mascarpone and Dark Chocolate Cream in White Chocolate Cups

8 ounces good-quality white chocolate,  
chopped  
4 ounces bittersweet or semisweet chocolate,  
chopped  
1 cup whipping cream  
3 tablespoons sugar  
8 ounces mascarpone cheese  
1 teaspoon grated orange peel  
1/4 teaspoon vanilla extract  
White chocolate curls, for garnish

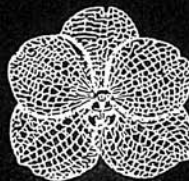
Line 8 muffin cups with paper liners. Melt the white chocolate in top of double boiler over simmering water, stirring until smooth. Spoon 1 tablespoon melted chocolate into each paper liner. Using a pastry brush, coat the chocolate evenly over the bottom and up the sides of the liners. Freeze until the chocolate

is firm, about 30 minutes. Remelt the white chocolate in the bowl. Spoon 1 tablespoon into each cup and brush over the bottom and up the sides, forming a second coat. Freeze until completely set, about 1 hour. Melt the bittersweet chocolate in top of a clean double boiler over simmering water, stirring until smooth. At this point, set aside to cool completely. Using an electric mixer, beat the cream and sugar in a large bowl until soft peaks form. Set the whipped cream aside. Using an electric mixer, beat the mascarpone cheese, melted bittersweet chocolate, orange peel, and vanilla in a large bowl just until smooth and glossy, about 30 seconds (do not overmix). Fold the whipped cream into the chocolate mixture in 2 batches. Transfer the mousse to a pastry bag fitted with a star tip. Pipe the mousse into the white chocolate cups. Sprinkle the white chocolate curls over the mousse and serve immediately, or cover and refrigerate overnight, and then let stand at room temperature 1 hour before serving.

# Orchid Paradise

We have the finest  
vandaceous and warm-  
growing orchids available  
anywhere, in a stunning  
tropical garden setting.

Hours:  
Tues. - Sun.  
9am - 5pm  
Closed  
Mondays



**r.f.**  
**Orchids, Inc.**

**R.F. Orchids, Inc.**  
28100 SW 182 Avenue  
Homestead FL 33030  
Tele. 305-245-4570  
Fax 305-247-6568


Email [rforchids@aol.com](mailto:rforchids@aol.com) • [www.rforchids.com](http://www.rforchids.com)



## A SHORT HISTORY OF ORCHIDS

The orchid family is not only the largest but one of the most diverse plant flowering families in the world. The orchid was one of the first plants to evolve on earth, it was around in the time of the dinosaur, over 120 million years ago. Given the length of time they have been around it shouldn't be surprising that there are over 35,000 species with hundreds of thousands of hybrids.

The most famous orchid in the world is the vanilla orchid (*planifolia*). Coca Cola is the largest customer of vanilla, they use the seed for flavoring. Madagascar is the world's largest producer. Orchids are very beautiful plants and that is why so much time and care is put into growing them. Vanilla on the other hand is grown for its commercial value rather than for its appearance but it is labor intensive. The vanilla crop is the main source of income for many independent farmers in less developed countries.



**Dated Material - Do Not Delay**

**South Florida Orchid Society**  
10801 S.W. 124 Street  
Miami, Florida 33176

